

SPRING DAFFODIL AND FLORAL SHOW

SUNDAY 29th MARCH 2026

SEWARDS END VILLAGE HALL

RADWINTER RD, SEWARDS END, CB10 2LG

Staging of exhibits between 9.00 and 10.30 am

SCHEDULE OF CLASSES

Daffodil Classes

1. 6 varieties of daffodil from not less than 3 divisions
One stem of each in individual vases

Division 1 - trumpet

2. 1 stem– yellow petals with yellow trumpet
3. 1 stem – white petals with white trumpet
4. 1 stem – any other colour combination
5. Any 3 stems in Division 1

Division 2 – large cup

6. 1 stem – yellow petals with large cup
7. 1 stem – white petals with large coloured cup
8. 1 stem – white petals with large white cup
9. Any 3 stems in Division 2

Division 3 – small cup

10. 1 stem – yellow petals with small cup
11. 1 stem – white petals with small cup
12. Any 3 stems in Division 3

Division 4 - double

13. 1 stem – Division 4
14. Any 3 stems in Division 4

Division 5 - triandrus

15. 1 stem – Division 5
16. Any 3 stems in Division 5

Division 6 - cyclamineus

17. 1 stem – Division 6
18. Any 3 stems in Division 6

19. 1 stem from any other Division not listed above
20. 3 stems from any other Division or Divisions not listed above
21. 1 stem, any Division for novices (open to anyone who has not previously won a first prize exhibiting daffodils)
22. 3 stems, any Division or Divisions for novices (open to anyone who has not previously won a first prize exhibiting daffodils)
23. Container of 9 to 12 cut daffodil stems arranged for effect

Other Flower Classes

24. Heathers – a container of 3 cut sprays
25. Flowering Tree or Shrub – 1 container, 1 kind, 3 sprays
26. Flowering Trees or Shrubs – 1 container, more than 1 kind, 3 sprays
27. Tulips – 1 vase of 3 stems
28. Dwarf Tulips – 1 vase of 3 stems
29. Bulbs – 1 container any bulb or bulbs growing in a container
30. Primulas (Auriculas /Primroses) 1 container of 5 stems
31. Pansies or Violas – 6 blooms Society boxes are available if required
32. A container of cut Spring Flowers, excluding flowering trees & shrubs, arranged for effect.
33. One Alpine in pot or pan as grown
34. One Cactus or Succulent in a container as grown (see regulation 10)
35. One Pot Plant in flower (excluding Orchids) (see regulation 10)
36. One Pot Plant for foliage (see regulation 10)
37. One Orchid Plant in bloom (must have been in exhibitor's possession for 6 months (see regulation 10)
38. A container of Spring Flowers as grown

Domestic Classes (see regulation 11)

39. Petite Floral Arrangement not exceeding 17cm width and depth, 25cm height
40. Chocolate Sponge Sandwich (see recipe)
41. 4 Cheese Twists
42. 4 Fruit Scones
43. Lemon Curd – 1 jar
must have wax discs and cellophane tops, with no commercial markings on jars
44. Marmalade – 1 jar
must have wax discs and cellophane tops, with no commercial markings on jars
45. Photograph 'Bulbs'

Junior Classes (see regulation 11)

Age up to 6 years (age must be given on entry form)

46. An article made from a 2 litre or 4-pint plastic milk container. Accessories allowed
47. An Easter Greeting card (max size A4)
48. An arrangement of daffodils in a jam jar
49. An insect or spider made from vegetables and/or fruit

Age 7 to 14 years (age must be given on entry form)

50. An article made from a 2 litre or 4-pint plastic milk container. Accessories allowed
51. An Easter Greeting card (max size A4)
52. An arrangement of daffodils in a jam jar
53. An insect or spider made from vegetables and/or fruit

AWARDS

Adams Harrison Cup – Most points in show
The Townley Trophy – Most points in Daffodil Classes 1-23
Barnard Vase – Most points in Flower Section Classes 24-38
Saffron Trophy – Most points in Domestic Section Classes 39-45
Scrivener Cup – Most points in Junior Section Classes 46-53
Ida Hawthorn Vase – Winner of Class 1
Daffodil Society Medal – Best daffodil in show
Townley Cup – Winner of Class 48
Rickett Shield – Best exhibit in Junior Classes
Certificates of Merit for Winners and Runners-up in each Section

All entries to David Livermore by Thursday 26th March 2026

email david.g.livermore@gmail.com

phone 07815 556602

post 6 Cambridge Road, Barley, Royston, Herts SG8 8HN

Chocolate Sponge Sandwich Recipe

175g unsalted butter 175g caster sugar 3 large eggs 1 teaspoon vanilla extract (5ml)	150g self-raising flour 25 cocoa powder, 1½ teaspoons baking powder (7.5ml) Pinch of salt
For Buttercream Filling: 75g butter, at room temperature 1 teaspoon vanilla extract (5ml) 150g icing sugar	
For Chocolate Topping: 75 g butter, at room temperature 20g cocoa powder 130g icing sugar	


1. Preheat the oven to 190°C/ 170°C fan/ gas mark 5/ 375°F
2. Grease two 18cm (or 7inch) round sandwich tins and line base with baking parchment
3. Beat the butter and the sugar in a bowl until light and creamy.
4. Beat in the eggs one at a time.
5. Add the vanilla extract and fold in the flour, cocoa powder and baking powder.
6. Evenly divide the mixture between the tins. Smooth the top with a palette knife and make a slight dip in the centre
7. Cook for 25-30 minutes until the cake surface springs back when you touch it lightly with your fingertip
8. Remove from the tin and leave to cool on a cooling rack
9. Prepare the buttercream filling by beating the butter and vanilla essence together then add the icing sugar and beat to a smooth paste.
10. Place one cake top down and spread the buttercream evenly over the upper surface. Cover with the second cake and press lightly
11. Prepare the chocolate topping by beating together the butter, cocoa powder and icing sugar, then spread evenly over the top of the cake.

REGULATIONS FOR SHOWING


1. All classes are open to all persons, except where noted e.g. novice classes. In accordance with the latest edition of the RHS Handbook, only one person per household may exhibit in any class with produce from the same garden and/or allotment, unless the exhibit is entered in joint names.
2. All exhibits, unless provided in the additional regulations, must have been grown or made by the exhibitor.
3. Entry forms should be received by the Show Secretary not later than the Thursday before the Show. Late entries will only be accepted up to 9.00am on the day of the Show. Only one entry per person per class.
4. There will be no entry fees, except for late entries received after Thursday for which a charge of 20p per exhibit will be made.
5. Entries must be staged between **9.00 and 10.30 am** on the day of the Show.
6. Exhibitors should collect Show Cards from the Show Secretary. Cards to be placed face downwards in front of the exhibit. It is helpful if varieties are labelled (this could affect the judge's decision).
7. No exhibitor is permitted to move another exhibitor's entry. A show steward must be contacted.
8. Exhibitors should consult members of the Committee present at the staging of exhibits on any queries as to the correct class for particular exhibits.
9. Vases are available for exhibitors' use, although they may provide their own containers if they wish. All pot plants must stand on a dish or saucer.
10. Pot plants must have been in the exhibitor's possession for three months and Orchids 6 months.
11. Items exhibited in Domestic and Junior Classes must not have been shown previously at Society Shows.
12. Property is displayed at the exhibitor's risk.
13. Judging will take place between **10.45 am and 12.30pm**.
14. Points will be awarded as follows:-
Class 1: 1st – 5 points, 2nd – 4 points, 3rd – 3 points.
All other Classes: 1st – 3 points, 2nd – 2 points, 3rd – 1 point.
15. There will be monetary prizes for Junior Entries only: 1st - 50p, 2nd -40p, 3rd -30p. Prize money may be collected from the Show Secretary from 3.00pm onwards.
16. All Shows will be judged in accordance with the rules and regulations of the latest edition of the RHS Show Handbook and any prize or award may be withheld at the discretion of the judges, whose decision shall be final in all cases.
17. All disputes will be settled by the Show Committee.

18. Flowers in Class 39 and Junior Classes 48 and 52 need not have been grown by the exhibitor.
19. R.H.S. Classification of Daffodils and The Daffodil Society approved miniatures list will be followed.
20. In multi-container classes it is usual to stage varieties in separate containers.
21. Daffodil foliage may be used in Classes 1 to 23. Good staging is important.
22. Members of the public will be admitted from 2.00pm. Entry will be free.
23. Trophies, medals & certificates will be presented at 3.30pm.
24. Exhibits must not be removed until 4.00pm.

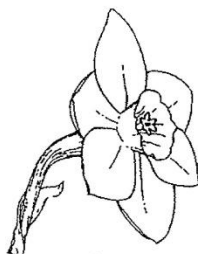
DIVISION 1
TRUMPET DAFFODIL CULTIVARS
 One flower to a stem; corona ("trumpet") as long as, or longer than the perianth segments ("petals")




DIVISION 2
LARGE-CUPPED DAFFODIL CULTIVARS
 One flower to a stem; corona ("cup") more than one-third, but less than equal to the length of the perianth segments ("petals")



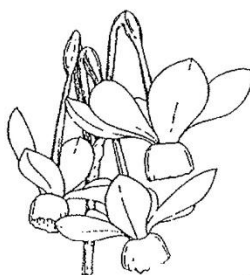
DIVISION 3
SMALL-CUPPED DAFFODIL CULTIVARS
 One flower to a stem; corona ("cup") not more than one-third the length of the perianth segments ("petals")



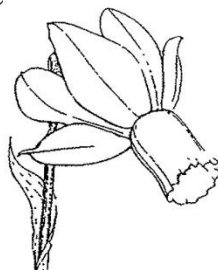
DIVISION 4
DOUBLE DAFFODIL CULTIVARS
 One or more flowers to a stem, with doubling of the perianth segments or the corona or both

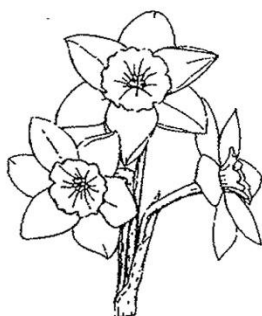


DIVISION 5
TRIANDRUS DAFFODIL CULTIVARS
 Characteristics of *N. triandrus* clearly evident: usually two or more pendent flowers to a stem; perianth segments reflexed




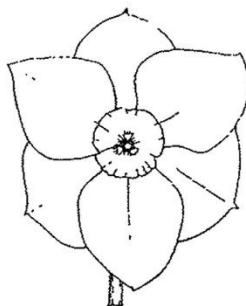
DIVISION 6
CYCLAMINEUS DAFFODIL CULTIVARS
 Characteristics of *N. cyclamineus* clearly evident: one flower to a stem; perianth segments significantly reflexed; flower at an acute angle to the stem, with a very short pedicel ("neck")



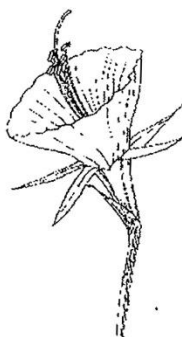


DIVISION 7
JONQUILLA AND APODANTHUS
DAFFODIL CULTIVARS
 Characteristics of Sections Jonquilla or Apodanthi clearly evident: one to five (rarely eight) flowers to a stem; perianth segments spreading or reflexed; corona cup-shaped, funnel-shaped or flared, usually wider than long; flowers usually fragrant

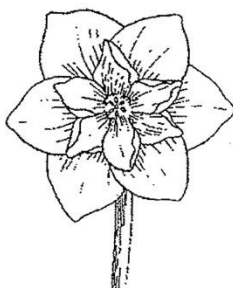

DIVISION 8
TAZETTA DAFFODIL CULTIVARS
 Characteristics of Section Tazettac clearly evident: usually three to twenty flowers to a stout stem; perianth segments spreading not reflexed; flowers usually fragrant



DIVISION 9
POETICUS DAFFODIL CULTIVARS
 Characteristics of the *N. poeticus* group: usually one flower to a stem; perianth segments pure white; corona very short or disc-shaped, usually with a green and/or yellow centre and a red rim, but sometimes of a single colour; flowers usually fragrant



DIVISION 10
BULBOCODIUM DAFFODIL
CULTIVARS
 Characteristics of Section Bulbocodium clearly evident: usually one flower to a stem; perianth segments insignificant compared with the dominant corona; anthers dorsifixed (ie attached more or less centrally to the filament); filament and style usually curved



DIVISION 11
SPLIT-CORONA DAFFODIL
CULTIVARS
 Corona split – usually for more than half its length:

a) • Collar Daffodils
 Split-corona daffodils with the corona segments opposite the perianth segments; the corona segments usually in two whorls of three

b) • Papillon Daffodils
 Split-corona daffodils with the corona segments alternate to the perianth segments; the corona segments usually in a single whorl of six

DIVISION 12
OTHER DAFFODIL CULTIVARS
 Daffodil cultivars which do not fit the definition of any other division

DIVISION 13
DAFFODILS DISTINGUISHED
SOLELY BY BOTANICAL NAME
